TOP VIEW (5:1 SCALE)

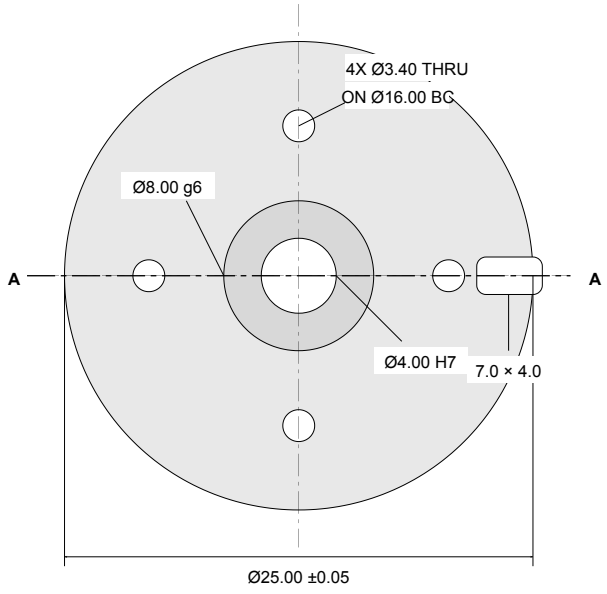

SECTION A-A (5:1 SCALE)

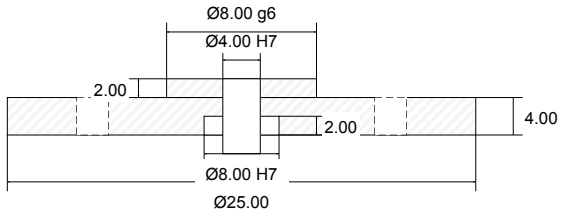

DETAIL B - BEARING POCKET (10:1)

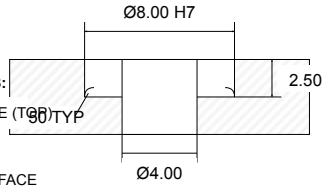

NOTES:

1. MATERIAL: ALUMINUM 7075-T6 PER AMS 4045
2. FINISH: TYPE III HARD ANODIZE PER MIL-A-8625 BLACK COLOR, 0.0010-0.0015" THICKNESS
3. BREAK ALL SHARP EDGES 0.1-0.2mm
4. SURFACE FINISH: 1.6μm Ra MAX ON BEARING SURFACES
5. SURFACE FINISH: 3.2μm Ra MAX ALL OTHER SURFACES
6. BOSS OD IS SLIP FIT INTO STATOR BORE (Ø8.00 H7/g6)
7. BEARING POCKET SIZED FOR MR85ZZ (Ø8×Ø5×2.5)
8. CENTER BORE IS CLEARANCE FOR Ø5mm SHAFT
9. MOUNTING HOLES FOR M3 SOCKET HEAD CAP SCREWS
10. ALL DIMENSIONS IN MILLIMETERS
11. TOLERANCES UNLESS NOTED: ±0.1mm
12. CONCENTRICITY CRITICAL FOR MOTOR BALANCE
13. WIRE SLOT FOR 3× 20AWG MOTOR LEADS

GEOMETRIC TOLERANCES:

DATUM A: MOUNTING FACE (TOP)

DATUM B: BOSS OD

⏥	0.02		MOUNTING FACE
⊥	0.01	A	BOSS OD
⌭	0.02	B	BRG POCKET
⌖	Ø0.10	B	MTG HOLES

MODEL-F PROPULSION		
BASE PLATE, 7075-T6 ALUMINUM		
DWG NO: **MF-2806-BASE**	REV: **A**	SCALE: **5:1**
MATERIAL: **7075-T6 ALUMINUM**		SHEET: **1 OF 1**
FINISH: **TYPE III ANODIZE BLK**		QTY: **1 PER ASSY**